
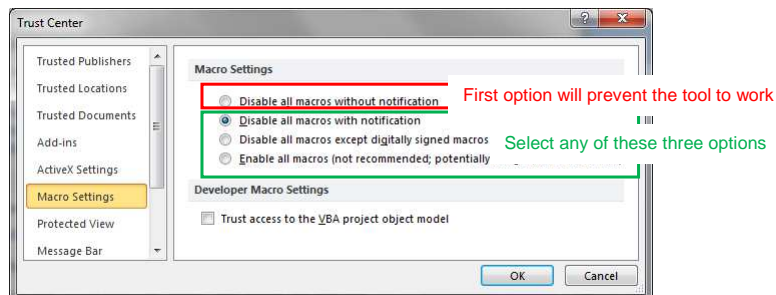


## Instructions to set up the RF Path Calculator 2015 v1

- Extract all files from the .zip to a folder of your choice. **Don't open the files from the .zip**
- You can open the PDF presentation to get usage guidelines



- Ensure you have the proper Trust Center Settings in Office
  - Macro Settings



[www.commscope.com](http://www.commscope.com)

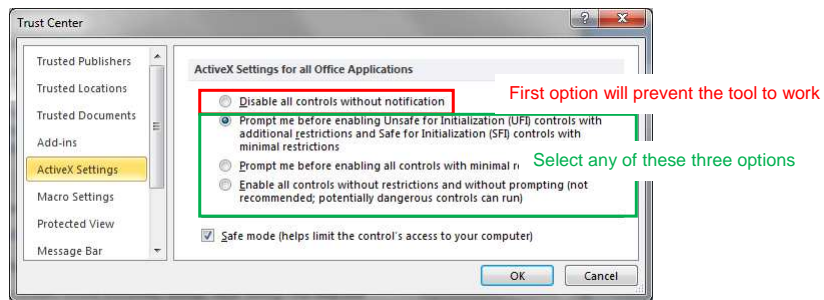
Visit our website or contact your local CommScope representative for more information.

2014 CommScope, Inc.

All trademarks identified by ® or ™ are registered trademarks or trademarks, respectively, of CommScope, Inc.

This document is for planning purposes only and is not intended to modify or supplement any specifications or warranties relating to CommScope products or services.

- ActiveX Settings



- Open RF Path Calculator v1.xlsm
- Enjoy!
- NOTE: Last year, Microsoft released an update that may interfere with the use of Excel forms. In case you experience weird errors (run time errors, such as errors 438, 1004, etc.) run the Microsoft "Fix it" included in the zip file. Most probably it will solve the problem.

<http://support.microsoft.com/kb/3025036/en-us>



---

Please report any bug or feedback about the tool to [rdiaz@commscope.com](mailto:rdiaz@commscope.com)